

SUBMITTAL DATA

/ KULA09HPL10B
9000 BTU/H Wall Mounted Heat Pump System

Job Name

Purchaser

Submitted to

Unit Designation

Location

Date

Engineer

For

Schedule No.



KULA09HPL1IB



KULA09HPL10B



YAP1F7F



XE71 (Optional)

GENERAL FEATURES

- AHRI Certificate: [213829841](#)
- High Efficiency DC Inverter Technology
- Compact and Quiet Design
- Auto-Clean Function on Indoor Unit
- Wireless Remote with LCD Display
- Wired Controller Options
- Wi-Fi Included (Factory Installed)
- Low Ambient Cooling down to -4°F (Range -4°F to 122°F)
- Low Ambient Heating down to -22°F (Range -22°F to 86°F)
- Coil (Indoor and Outdoor) Copper Tube / Aluminum Fin
- Blue Colored Fin - 500 Hrs Salt Spray Tested

SPECIFICATIONS, FEATURES & FUNCTION SUMMARY

SPECIFICATIONS KULA09HPL1IB / KULA09HPL1OB

System Type HEAT PUMP

SYSTEM PERFORMANCE

| | | | |
|---------------------------|----------------|-------|--------------|
| Cooling | Min - Max | Btu/h | 1700 - 13000 |
| | Capacity @95°F | Btu/h | 9100 |
| Heating | Min - Max | Btu/h | 2900 - 14600 |
| | Capacity @5°F | Btu/h | 9900 |
| | Capacity @17°F | Btu/h | 7000 |
| | Capacity @47°F | W | 10000 |
| SEER2 | | | 27.0 |
| EER2 | | | 14.6 |
| HSPF2 | | | 10.0 |
| COP @5°F | | | 1.9 |
| COP @47°F | | | 4.2 |
| Cooling Temperature Range | °F | | -4 - 122 |
| Heating Temperature Range | °F | | -22 - 86 |
| Refrigerant Type | | | R410A |

INDOOR UNIT KULA09HPL1IB

| | | |
|----------------------------------|-------|----------------------------|
| Air flow (Min-Max) | CFM | 159 - 353 |
| Sound Pressure Level (Min - Max) | dB(A) | 24 - 40 |
| Dehumidification | pt/hr | 1.69 |
| External Dimensions (WxHxD) | in | 32 1/2 x 11 9/16 x 7 3/4 |
| Package Dimension (W x H x D) | in | 34 7/16 x 14 3/8 x 10 9/16 |
| Net Weight | lbs | 20.9 |
| Gross Weight | lbs | 25.4 |

OUTDOOR UNIT KULA09HPL1OB

| | | |
|---------------------------------|---------------------------|-----------------------------|
| Compressor Type | G-10 / 2 - STAGE INVERTER | |
| Sound Pressure Level | dB(A) | 52 |
| External Dimensions (W x H x D) | in | 31 5/8 x 21 7/8 x 13 13/16 |
| Package Dimension (W x H x D) | in | 34 3/8 x 24 7/16 x 15 11/16 |
| Net Weight | lbs | 70.6 |
| Gross Weight | lbs | 76.1 |

REFRIGERANT PIPING

| | | |
|---|-------|-----------|
| Refrigerant Charge - R410A | oz | 35.3 |
| Additional Charge | oz/ft | 0.2 |
| Line Set Size (Liquid - Gas) - Flared Connections | in | 1/4 - 3/8 |
| Pre-Charge Length | ft | 25 |
| Pipe Length (Min - Max) | ft | 10 - 49 |
| Max. Pipe Elevation | ft | 33 |

ELECTRICAL

| | | |
|---------------------------|---|----------------|
| Power Supply | 115V / 1Ph / 60Hz (Powered by the Outdoor Unit) | |
| Voltage Range (Min - Max) | VAC | 103 - 127 |
| Rated Current - Cooling | A | 12.3 |
| Rated Current - Heating | A | 16.6 |
| MCA | A | 18 |
| MOCP | A | 25 |
| Suggested Breaker Size | A | 20 |
| Main Power Wire Size | AWG | Per Local Code |
| Interconnecting Wire Size | AWG | 14 / 4 |

FEATURES & FUNCTIONS SUMMARY KULA09HPL1IB / KULA09HPL1OB

SYSTEM FEATURES

| | |
|--|------------------------|
| Inverter Type | G10 |
| Ultra Low Frequency Torque Control | Yes |
| Power Factor Correction | Yes |
| Compressor Type - Inverter | High Efficiency Rotary |
| Basepan With Electric Heater | Yes |
| Indoor & Outdoor Fin Coating (Blue Fin) | Yes |
| Intelligent Defrosting | Yes |
| Intelligent Preheating | Yes |
| Low Voltage Startup | Yes |
| Memory/Power Failure Recovery | Yes |
| Self Diagnosis | Yes |
| Wired Controller Interface (XE71 or XK76 optional) | Yes |
| WiFi Included | Yes |
| NEW! Easy Service Access | Yes |
| Indoor Fan Type | Crossflow |
| Multi Fan Speeds | 7 Speeds |
| Indoor Unit Display | Yes |
| Auxiliary Electrical Heater | No |
| Ventilation (Outdoor Air) | No |

REMOTE CONTROLLER FUNCTIONS

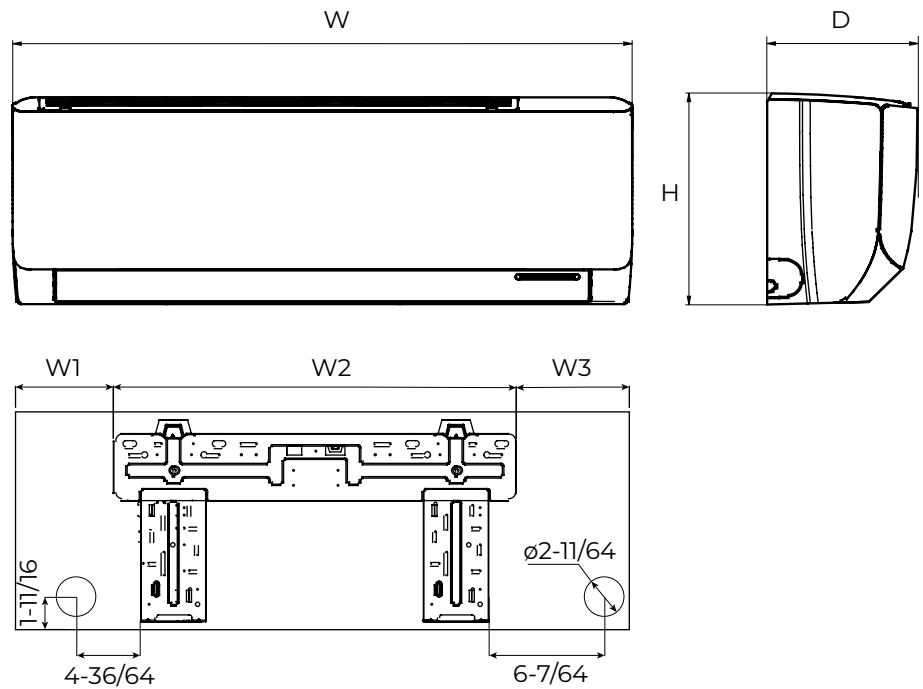
| | |
|---|-----|
| NEW! Auto Clean | Yes |
| Auto Mode | Yes |
| Auto Fan | Yes |
| Auto Swing (Horizontal Auto Swing) | Yes |
| Auto Swing - 180° (Vertical Auto Swing) | Yes |
| Clock | Yes |
| Dry Mode | Yes |
| Dry Anti-Mildew (X-Fan) Mode | Yes |
| Energy Saving Mode | Yes |
| Dirty Filter Alert | No |
| Fan Speed Control (7 Speeds) | Yes |
| I Feel Function | Yes |
| Privacy Lock | Yes |
| Quiet Mode | Yes |
| Room Temperature Display | No |
| Sleep Mode | Yes |
| 3 Sleep Mode Options | Yes |
| Timer Mode | Yes |
| Turbo Mode | Yes |
| Display On/Off Control | Yes |
| Freeze Guard Mode | Yes |
| Power Failure Mode | Yes |

DIMENSIONS

INDOOR UNIT

Unit: inch

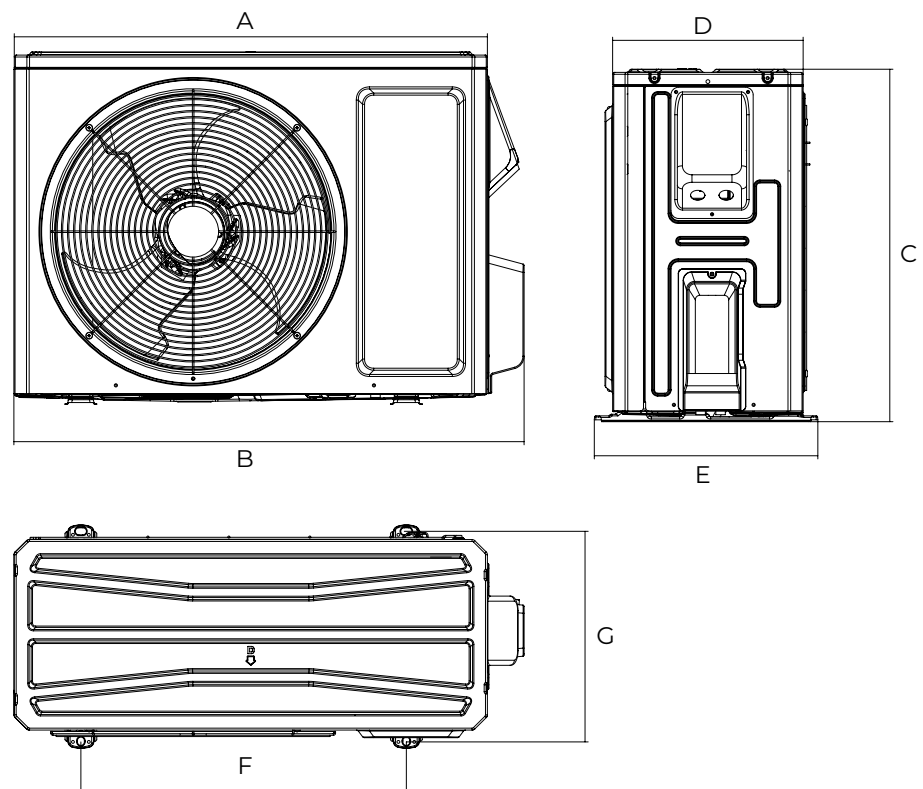
| KULA09HPL1IB | |
|--------------|----------|
| DIMENSIONS | |
| W | 32-31/64 |
| H | 11-17/32 |
| D | 7-23/32 |
| W1 | 4-29/64 |
| W2 | 21-11/32 |
| W3 | 6-11/16 |



OUTDOOR UNIT

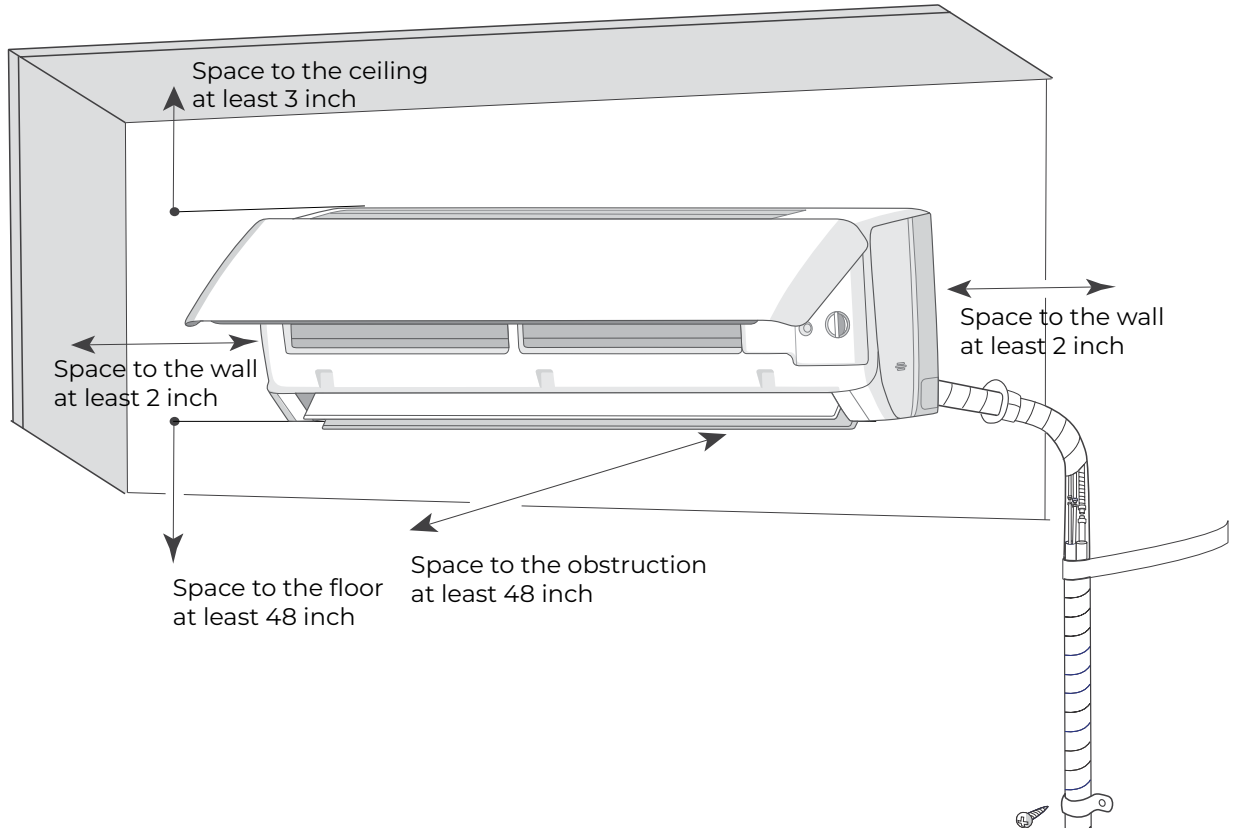
Unit: inch

| KULA09HPL1OB | |
|--------------|----------|
| DIMENSIONS | |
| A | 29-21/64 |
| B | 31-37/64 |
| C | 21-27/32 |
| D | 11-13/16 |
| E | 13-25/32 |
| F | 20-5/32 |
| G | 13-5/64 |

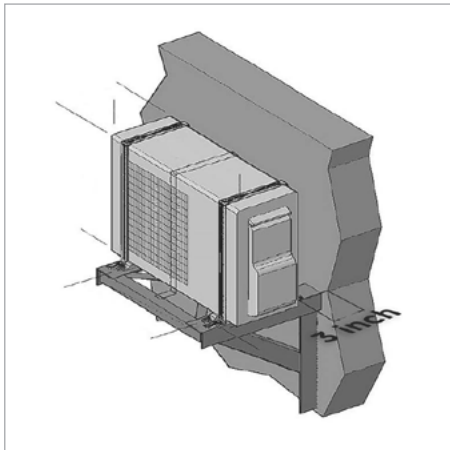


CLEARANCES

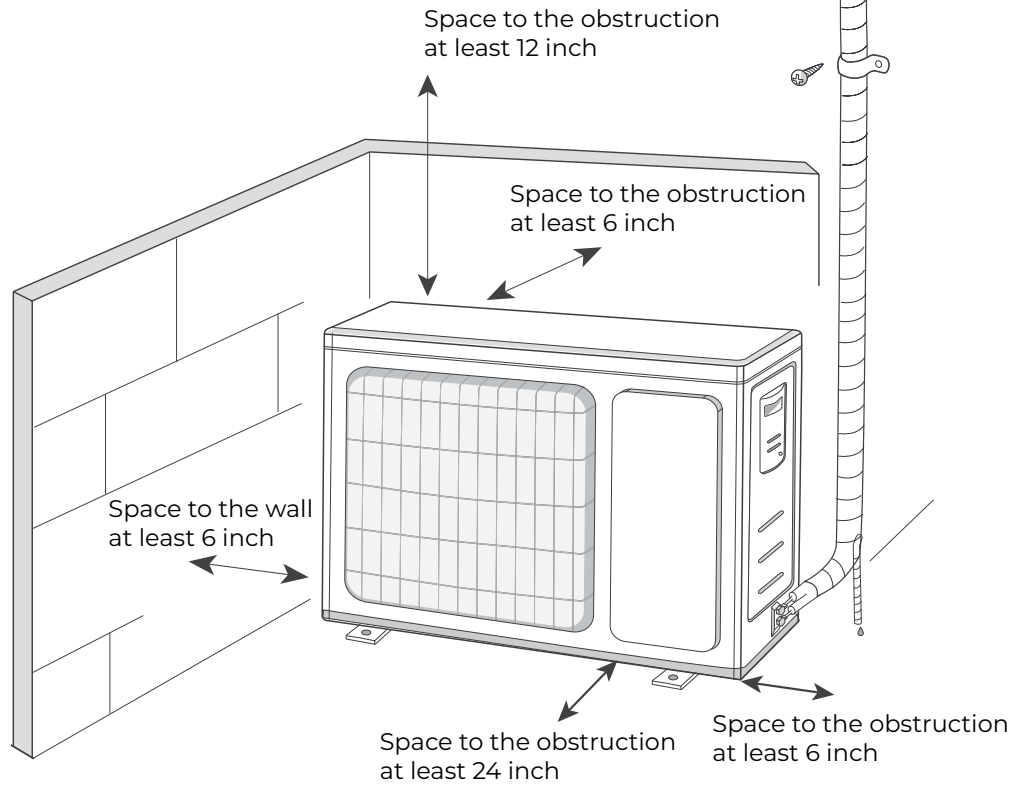
INDOOR UNIT Minimum clearance



OUTDOOR UNIT Minimum clearance



NOTE:
If bottom of the unit is free of airflow obstructions similar to the mounting bracket figure, the clearance to the wall on the back can be reduced to 3 inches.



Specifications are subject to change without notice. Manufacturer reserves the right to discontinue or modify specifications or designs without notice or without incurring obligations. All Rights reserved.